



Glenorchy City Council

2011 election report

Table of contents

- Local Government Elections in Tasmania
- Report on the 2011 Glenorchy City Council Election
- List of Councillors (Aldermen) following the 2011 elections
- Councillor (Aldermen) results
- Mayor and Deputy Mayor results
- Recount results

Local Government Elections in Tasmania

Every two years elections are held in all 29 municipal areas for the positions of mayor and deputy mayor and half the councillors. Where required, by-elections are held concurrently for vacancies that have occurred since the last elections.

The Tasmanian Electoral Commission (TEC) supervises the conduct of elections in accordance with the *Local Government Act 1993*. Elections by postal ballot have been held approximately biennially since 1994, with the next elections due in October 2013.

Since 2000, mayors and deputy mayors have been elected directly by the electors in all municipal areas. Previously, in most councils, mayors and deputy mayors were elected by the councillors at the first meeting of a new council.

Candidate information booklets and complete election results for the state are available from the TEC and are posted on the TEC website www.tec.tas.gov.au.

2011 Election timetable

Notice of election published	Saturday 10 September
Electoral rolls closed	6 pm Thursday 15 September
Nomination period	12 September–12 noon on 26 September
Nominations closed	12 noon Monday 26 September
Nominations announced & draw for ballot paper positions	12 noon Tuesday 27 September
Ballot material delivered to electors	11–14 October
Polling period	11–25 October
Close of poll	10 am Tuesday 25 October

Casual vacancies

Casual vacancies are filled by recount where possible, unless the vacancy occurs within 6 months of a forthcoming election. Only unelected candidates from the relevant election may contest a recount. A candidate elected at a recount serves until the next council election. If a recount is not possible, a by-election is held—with the candidate elected to serve for the remainder of the term of office of the original councillor.

Elector polls

A council may hold an elector poll on any issue it determines. It may also be required to hold an elector poll following petitions from electors in accordance with Part 6 of the Act. A council is not bound by the result of an elector poll.

Electoral system

Voting in Tasmanian local government elections is not compulsory.

Elections for councillor positions are conducted using a system modelled on the Hare-Clark method of proportional representation used in Tasmanian House of Assembly elections.

Mayoral and deputy mayoral elections use a preferential system similar to that used for Tasmanian Legislative Council and federal House of Representatives elections.

Report on the 2011 Glenorchy City Council Election

Elections were held for the positions of Mayor and Deputy Mayor for 2 year terms, and 7 Councillors (Aldermen), 6 of which for 4 year terms, and 1 casual position for 2 years.

31 653 Glenorchy City electors were enrolled for the 2011 elections, comprising 31 529 (99.61%) from the State House of Assembly roll and 124 (0.39%) from the General Manager's roll.

50.87% of Glenorchy City electors returned their ballot papers in comparison with 54.28% statewide.

Recounts

A recount was conducted on 3 June 2010, to fill a vacancy for Councillor (Alderman) on the Glenorchy City Council following the death of Deputy Mayor Jim Manson. Three unelected candidates from the 2009 Glenorchy City Council election contested the recount. Full details are provided at the back of this report.

Candidates at the 2011 elections

Mayor		Councillors (Aldermen)		
	BRANCH, Jenny	Claremont	★ BRANCH, Jenny*	Claremont
	KING, Steven	Lenah Valley	^★ CARNES, Sharon	West Moonah
	LOWRIE, Richard K	Sandy Bay	★ JOHNSTON, Kristie	Claremont
★	SLADE, Stuart	Berriedale	LINCOLN, Cindy	Glenorchy
			★ LOWRIE, Richard K*	Sandy Bay
			★ LUCAS, Christine*	Granton
	Deputy Mayor		★ NIELSEN, Haydyn*	West Moonah
	LUCAS, Christine	Granton	★ STEVENSON, Matt*	Glenorchy
★	NIELSEN, Haydyn	West Moonah	TAYLOR, Beres James	Collinsvale
	PEARCE, David	Glenorchy	YOUNG, Rob	West Moonah
	RIDLER, Peter			
	STEVENSON, Matt	Glenorchy		

★ denotes elected candidate

* denotes seeking re-election

^ denotes filled casual vacancy

Glenorchy City Councillors (Aldermen) following the 2011 elections

Mayor	12 Councillors (Aldermen)	
<i>term ends 2013</i>	<i>term ends 2015</i>	<i>term ends 2013</i>
SLADE, Stuart	NIELSEN, Haydyn	SLADE, Stuart
Deputy Mayor	BRANCH, Jenny	PEARCE, David
<i>term ends 2013</i>	LOWRIE, Richard K	MARTIN, Luke T
NIELSEN, Haydyn	LUCAS, Christine	KING, Steven
	STEVENSON, Matt	RIDLER, Peter
	JOHNSTON, Kristie	CARNES, Sharon

Glenorchy City Council - 2011 Councillor election

Polling closed at 10am 25 October 2011

Electors enrolled: 31 653

Declarations rejected: 199

Ballot paper adjustment: 12

Formal Votes: 15 311

Number to be elected: 7

Declarations returned: 16 101

Declarations admitted: 15 902

Total ballot papers: 15 890

Informal ballot papers: 579

Returning Officer: Ms Maree Fasoli

Response: 50.87%

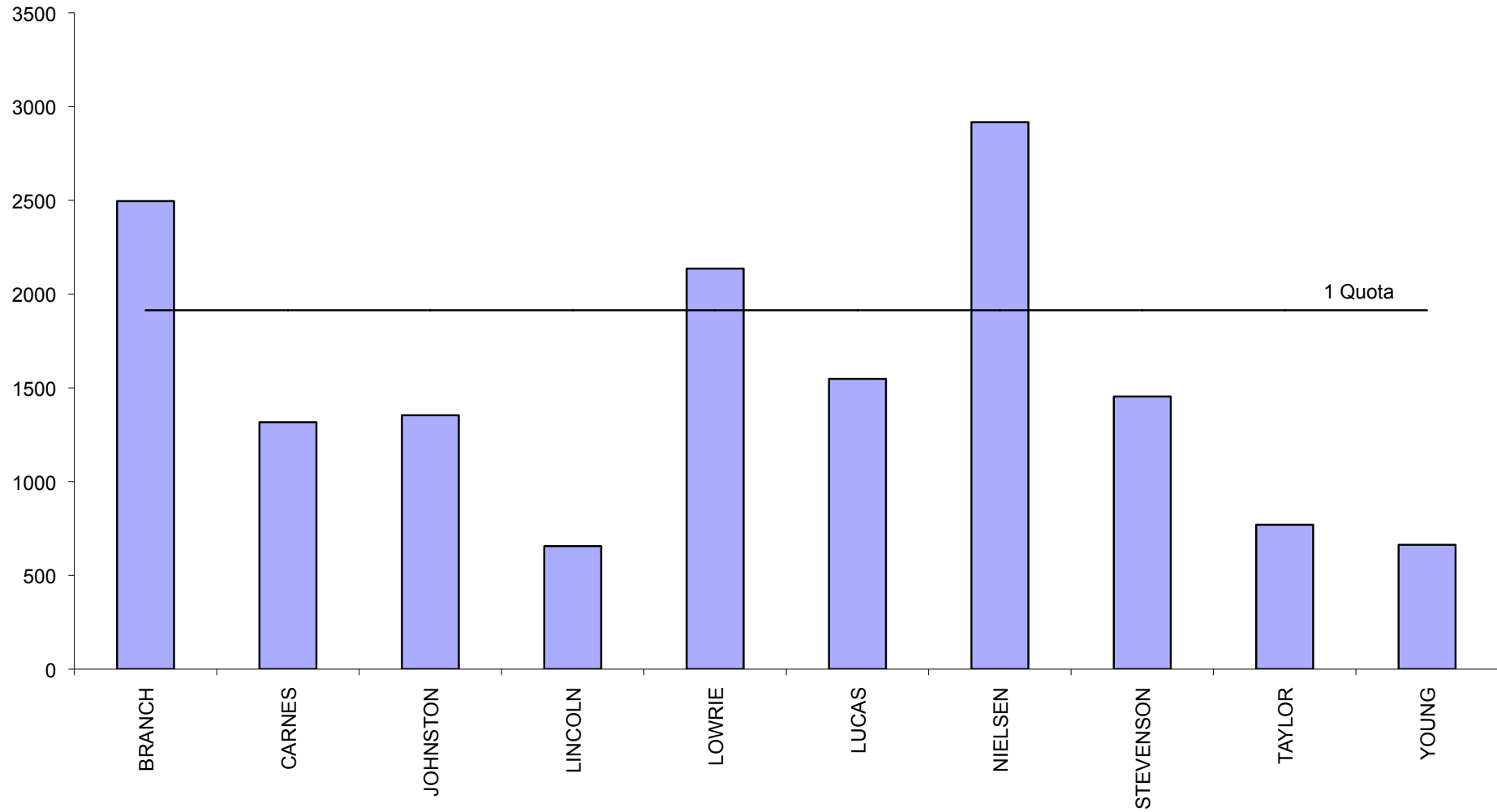
Rejection rate: 1.24%

Informality rate: 3.64%

Quota = 1 914

Count	BRANCH	CARNES	JOHNSTON	LINCOLN	LOWRIE	LUCAS	NIELSEN	STEVENSON	TAYLOR	YOUNG	Votes Exhausted	Loss (Gain) by Fraction	Total Votes	Remarks
1	2496.00	1317.00	1354.00	656.00	2136.00	1548.00	2917.00	1454.00	770.00	663.00			15311.00	NIELSEN elected 1, BRANCH elected 2, LOWRIE elected 3
2		95.58	101.43	71.86		216.62	- 1003.00	278.17	144.07	95.24		0.03		NIELSEN's surplus distributed
	2496.00	1412.58	1455.43	727.86	2136.00	1764.62	1914.00	1732.17	914.07	758.24		0.03	15311.00	
3	- 582.00	63.42	84.17	64.82		186.53		98.39	37.77	46.86		0.04		BRANCH's surplus distributed
	1914.00	1476.00	1539.60	792.68	2136.00	1951.15	1914.00	1830.56	951.84	805.10		0.07	15311.00	LUCAS elected 4
4		19.33	34.50	20.16	- 222.00			85.95	35.75	26.29		0.02		LOWRIE's surplus distributed
	1914.00	1495.33	1574.10	812.84	1914.00	1951.15	1914.00	1916.51	987.59	831.39		0.09	15311.00	STEVENSON elected 5
5		9.14	9.65	8.82		- 37.15			5.24	4.27		0.03		LUCAS' surplus distributed
	1914.00	1504.47	1583.75	821.66	1914.00	1914.00	1914.00	1916.51	992.83	835.66		0.12	15311.00	
6		0.30	0.48	0.39				- 2.51	0.49	0.82		0.03		STEVENSON's surplus distributed
	1914.00	1504.77	1584.23	822.05	1914.00	1914.00	1914.00	1914.00	993.32	836.48		0.15	15311.00	
7 to 12		263.66	239.99	- 822.05					154.63	163.69		0.08		LINCOLN excluded
	1914.00	1768.43	1824.22	0.00	1914.00	1914.00	1914.00	1914.00	1147.95	1000.17		0.23	15311.00	
13		238.00	272.00						281.00	- 794.00	3.00	0.00		YOUNG part excluded
	1914.00	2006.43	2096.22		1914.00	1914.00	1914.00	1914.00	1428.95	206.17	3.00	0.23	15311.00	JOHNSTON elected 6, CARNES elected 7

2011 Glenorchy City Councillor election - first preferences



Glenorchy City Council

Polling closed at 10am 25 October 2011

Returning Officer: Ms Maree Fasoli

Mayor

Declarations admitted: 15 902

Formal Votes: 15 555

Ballot paper adjustment: 10

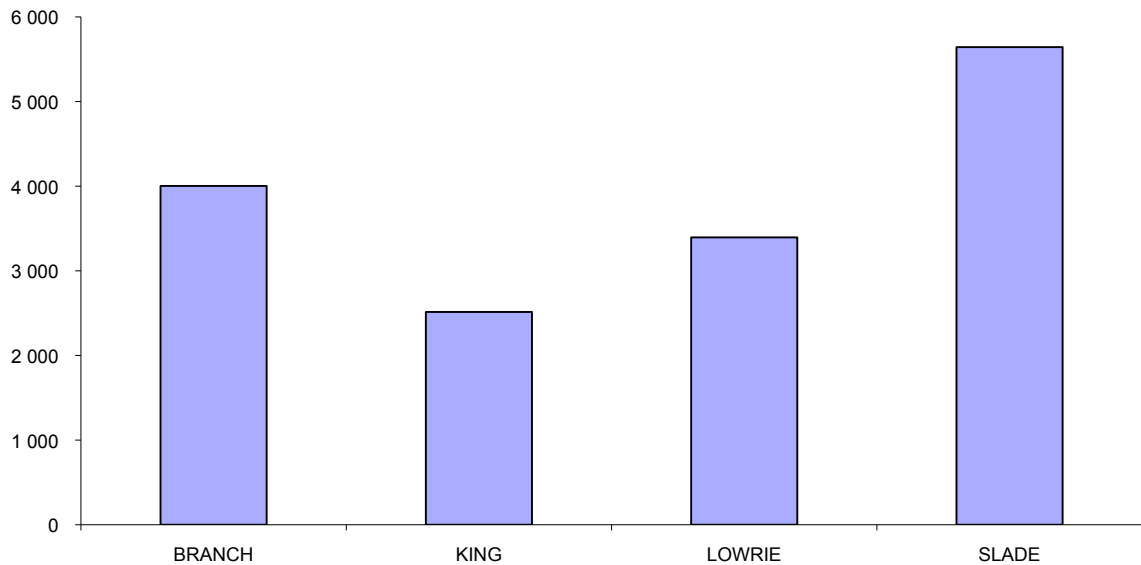
Informal ballot papers: 337

Total ballot papers: 15 892

Informality rate: 2.12%

		Candidates				Votes Exhausted	Total Votes	Absolute Majority	Remarks
		BRANCH	KING	LOWRIE	SLADE				
Count 1	Progress Total	4 003	2 514	3 395	5 643	0	15 555	7 778	First preferences
Count 2	Votes transferred	585	-2 514	831	832	266			King excluded
	Progress Total	4 588	0	4 226	6 475	266	15 555	7 645	
Count 3	Votes transferred	1 986		-4 226	1 865	375			Lowrie excluded
	Progress Total	6 574		0	8 340	641	15 555	7 458	Slade elected

2011 Glenorchy City Mayor election - first preferences



Glenorchy City Council

Polling closed at 10am 25 October 2011

Returning Officer: Ms Maree Fasoli

Deputy Mayor

Declarations admitted: 15 902

Ballot paper adjustment: 9

Total ballot papers: 15 893

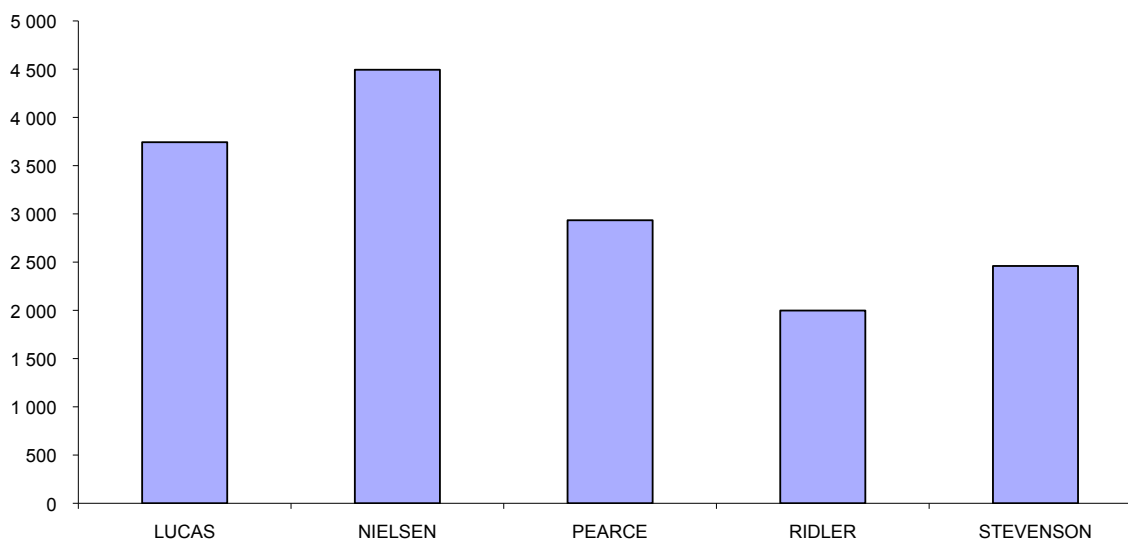
Formal Votes: 15 629

Informal ballot papers: 264

Informality rate: 1.66%

		Candidates					Votes Exhausted	Total Votes	Absolute Majority	Remarks
		LUCAS	NIELSEN	PEARCE	RIDLER	STEVENSON				
Count 1	Progress Total	3 743	4 494	2 934	1 998	2 460	0	15 629	7 815	First preferences
Count 2	Votes transferred	319	452	505	-1 998	490	232			Ridler excluded
	Progress Total	4 062	4 946	3 439	0	2 950	232	15 629	7 699	
Count 3	Votes transferred	864	1 075	713		-2 950	298			Stevenson excluded
	Progress Total	4 926	6 021	4 152		0	530	15 629	7 550	
Count 4	Votes transferred	1 994	1 812	-4 152			346			Pearce excluded
	Progress Total	6 920	7 833	0			876	15 629	7 377	Nielsen elected

2011 Glenorchy City Deputy Mayor - first preferences



Glenorchy City Council Recount

Recount due to death of Jim Manson

3 June 2010

		Candidates							
		ALLEN John (Jack) E	CORBY Marrette	STEVENSON Matt	Exhausted Votes	Lost by fraction	Total Votes	Absolute majority	Remarks
Count 1	Total	709.28	676.10	777.72	38.88	0.02	2 202.00	1 081.56	Distribution of MANSON
Count 2	Votes transferred	286.20	- 676.10	348.42	41.48	0.00			CORBY excluded
	Progress total	995.48	0.00	1 126.14	80.36	0.02	2 202.00	1 060.82	STEVENSON elected